

Data sheet | Item number: 232-141

THT female header; 0.6 x 1.0 mm solder pin; straight; Pin spacing 5 mm; 11-pole



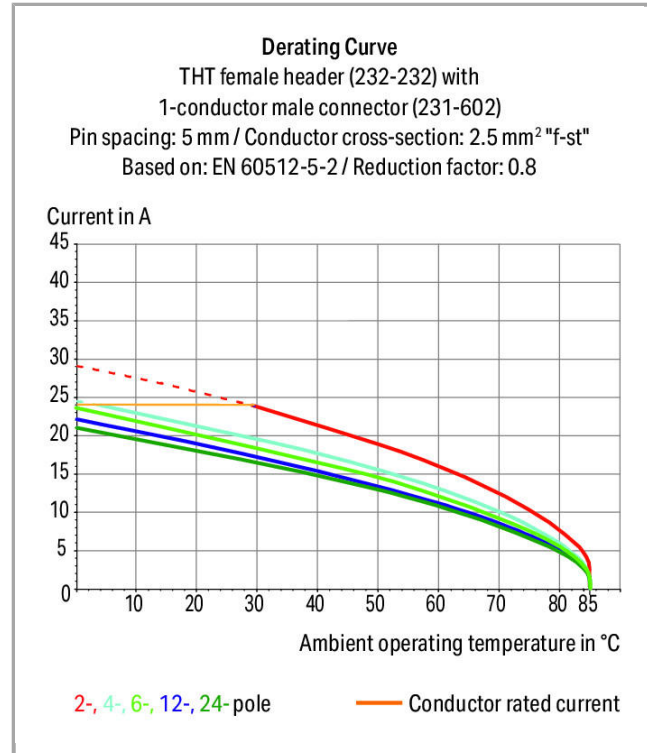
232-141

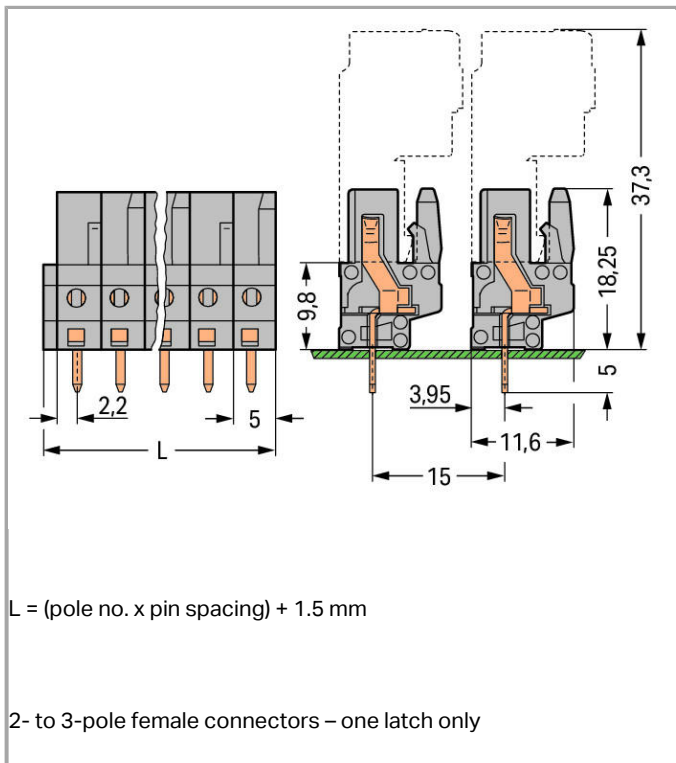


RoHS Compliant

[BOMcheck.net](https://www.bomcheck.net)

Color:





Item description

- Horizontal or vertical PCB mounting via straight or angled solder pins
- For board-to-board and board-to-wire connections
- Touch-proof PCB outputs
- Easy-to-identify PCB inputs and outputs
- With coding fingers

Safety information 1:

The *MULTI CONNECTION SYSTEM (MCS)* is designed without breaking capacity for compliance with DIN EN 61984. When used as intended, MCS Connectors shall not be connected/disconnected when live or under load. The circuit design should ensure header pins, which can be touched, are not live when unmated.

Data

Electrical data

Ratings per IEC/EN 60664-1

| | |
|---------------------------------|-------|
| Rated voltage (III / 3) | 320 V |
| Rated impulse voltage (III / 3) | 4 kV |
| Rated voltage (III / 2) | 320 V |
| Rated impulse voltage (III / 2) | 4 kV |
| Rated voltage (II / 2) | 630 V |

| | |
|--------------------------------|------|
| Rated impulse voltage (II / 2) | 4 kV |
| Rated current | 12 A |

Approvals per UL 1059

| | |
|--------------------------------|-------|
| Rated voltage UL (Use Group B) | 300 V |
| Rated current UL (Use Group B) | 15 A |
| Rated voltage UL (Use Group D) | 300 V |
| Rated current UL (Use Group D) | 10 A |

Approvals per UL 1977

| | |
|-------------------------------------------------|-------|
| Rated voltage per UL 1977 (factory wiring only) | 600 V |
| Rated current per UL 1977 (factory wiring only) | 15 A |

Approvals per CSA

| | |
|---------------------------------|-------|
| Rated voltage CSA (Use Group B) | 300 V |
| Rated current CSA (Use Group B) | 15 A |
| Rated voltage CSA (Use Group D) | 300 V |
| Rated current CSA (Use Group D) | 10 A |

Connection data

| | |
|----------------------------|----|
| No. of poles | 11 |
| Total number of potentials | 11 |
| Number of connection types | 1 |
| Number of levels | 1 |

Geometrical Data

| | |
|-----------------------------------|--------------------------------|
| Pin spacing | 5 mm / 0.197 inch |
| Width | 56.5 mm / 2.224 inch |
| Height | 23.25 mm / 0.915 inch |
| Height from the surface | 18.25 mm / 0.719 inch |
| Depth | 11.6 mm / 0.457 inch |
| Solder pin length | 5 mm |
| Solder pin dimensions | 0.6 x 1 mm |
| Drilled hole diameter (tolerance) | 1.3 ^(- ... +0.1) mm |

Plug connection

| | |
|------------------------------------|-------------------------|
| Contact type (pluggable connector) | Female connector/socket |
| Connector connection type | for PCBs |
| Mismating protection | No |

| | |
|-----------------------------|-----|
| Mating direction to the PCB | 90° |
|-----------------------------|-----|

PCB contact

| | |
|-------------------------------------|-------------------------------------------|
| PCB contact | THT |
| Solder pin arrangement | over the entire female connector, in line |
| Number of solder pins per potential | 1 |

Material Data

| | |
|-----------------------------|----------------------|
| Color | gray |
| Material group | I |
| Insulating material | Polyamide 66 (PA 66) |
| Flammability class per UL94 | V0 |
| Contact material | Copper alloy |
| Contact plating | tin-plated |
| Fire load | 0.179 MJ |
| Weight | 10.202 g |

Environmental Requirements



| | |
|-------------------------|----------------|
| Limit temperature range | -60 ... +85 °C |
|-------------------------|----------------|

Commercial data

| | |
|--------------------|------------------------|
| Product Group | 3 (Multi Conn. System) |
| Country of origin | DE |
| GTIN | 4044918578509 |
| Customs Tariff No. | 85366990990 |



Approvals / Certificates

Country specific Approvals



| Logo | Approval | Additional Approval Text | Certificate name |
|------------------------------------------------------------------------------------|---------------------------------------|--------------------------|------------------|
| | CB DEKRA Certification B.V. | IEC 61984 | NL-39756 |
|  | CSA DEKRA Certification B.V. | C22.2 | 1466354 |
|  | CSA DEKRA Certification B.V. | C22.2 | 1466354 |
| | KEMA/KEUR DEKRA Certification B.V. | EN 61984 | 2190761.01 |



Ship Approvals

| Logo | Approval | Additional Approval Text | Certificate name |
|----------------------------------------------------------------------------------|---------------------------------------------------------|--------------------------|--------------------------|
|  | ABS American Bureau of Shipping | - | 14- HG1241537- PDA |
|  | DNV GL Det Norske Veritas, Germanischer Lloyd | - | TAE 000016Z |

UL-Approvals

| Logo | Approval | Additional Approval Text | Certificate name |
|------------------------------------------------------------------------------------|--------------------------------------------|--------------------------|------------------|
|  | UR UL International Germany GmbH | UL 1977 | E45171 |
|  | UR UL International Germany GmbH | UL 1977 | E45171 |

Compatible products

check

| | | |
|------------------------------------------------------------------------------------|------------------------------------------------------------------------------------------------|---------|
|  | Item no.: 231-661 Test plugs for female connectors; for 5 mm and 5.08 mm pin spacing | 231-661 |
|------------------------------------------------------------------------------------|------------------------------------------------------------------------------------------------|---------|

Downloads

CAD/CAE - Smart Data

CAD data

| | | |
|---------------------|-----|----------|
| 3D Download 232-141 | URL | Download |
|---------------------|-----|----------|

PCB libraries

| | | | |
|----------------------------------------------------------------------------------------------------------------------------------------------|--------------------|---------------|----------|
| EAGLE Library for WAGO Pluggable PCB Connectors (MULTI CONNECTION SYSTEM) Compatible with EAGLE PCB Design Software Version 6.x or higher | 2.1 Oct 6, 2014 | zip 6.2 MB | Download |
|----------------------------------------------------------------------------------------------------------------------------------------------|--------------------|---------------|----------|



| | | | |
|------------------------------------------------------------------------------------------------------------------------------------------|----------------------|---------------|----------|
| DesignSpark Library for WAGO Pluggable PCB Connectors (MULTI CONNECTION SYSTEM) Compatible with DesignSpark PCB Version 4.x or higher | 2.1 Oct 6, 2014 | zip 6.1 MB | Download |
| TARGET Library for WAGO Pluggable PCB Connectors (Multi-Connection System) Compatible with TARGET PCB Design Software Version 17.x | 1.1.0 Oct 6, 2014 | zip 7.4 MB | Download |

Subject to changes.
